



Year 4

General information



Cleves School
Learning Together

Mr Usher - Headteacher

Mrs Green - Deputy Headteacher



Cleves School
Learning Together



Vision

Our vision is that all pupils leave Cleves inspired and equipped with the skills, knowledge and emotional wellbeing they need to take on the challenges of a changing and ever more competitive world.




Cleves School
Learning Together

Values

To accompany these learning behaviours, we focus on what we consider five values which are taught and encouraged in all aspects of school life.

These are:

- Respect
- High Aspirations
- Kindness
- Perseverance
- Inclusiveness




Learning Behaviours

In order to prepare children as learners, we focus on the development of four learning behaviours and encourage our pupils to be:

- Resilient



- Reflective



- Responsible



- Collaborative



Cleves School
Learning Together

The Team

Year Leader/4W

Mr Woods

**Assistant
Headteacher/4F**

A

Mrs Flaherty

Mrs Andrews

(Thurs & Fri)

4R

Miss Robjohn

4L

Miss Childs

4M

Miss Mackinnon

4E

Miss Earl

Additional teacher - Ms Cole

HLTA - Mrs Grant

Admin assistants - Mrs Masters and Mrs Stratford

Curriculum

Curriculum Overview
Where can you find it?



Topics

- Rivers
- Ancient Greece
- Invaders and Settlers



Geography

The children will be learning about the features of rivers and drawing comparisons between the River Thames and the River Ganges.

History

We will be studying 5 different civilizations across 2 terms; the Greeks, Romans, Celts, Vikings and Anglo-Saxons.

RE

We will be looking at Hinduism, Sikhism and Christianity.

Computing

Children will continue to learn about E-safety as well as coding and computer Programming.

Art

Impressionism - investigating and printing onto fabric
Abstract Architecture - layering and collaging images of architecture
Wonderful Weaving - learning different weaving techniques

DT

Creating a reusable fabric bag followed by a wooden marble maze and then turning our hands to making bread and butter in the summer term.

Science

States of matter, digestion and teeth will be taught in autumn, followed by sound and electricity in spring and finally nutrition in the summer.

Music

Children will study musical structures across a range of genres, as well as spending one term learning to play the ukulele and one term learning the toot toot.

PE

Indoor athletics, badminton and gymnastics are some of the sports covered during class PE lessons.

Day Trips

The River Thames trips

Weds 18th Sept - 4W/4R

Thurs 19th Sept - 4FA/4L

Fri 20th Sept - 4E/4M

Science Museum trips

Tues 12th Nov - 4M/4L/4R

Friday 22nd Nov - 4W/4FA/4E

Butser Farm trips

Tues 4th March - 4FA/4L

Tues 11th March - 4W/4R

Thurs 13th March - 4E/4M

Residential Trip:

Hooke Court, Dorset

Tuesday 29th April - Friday 2nd May 2025



(There will be a separate info eve for this - date tbc)

Maths

Children are taught in groups and classes which best reflect their confidence, attainment and ability. We review this regularly.

All groups follow the same sequence of lessons.

A child's progress is not limited by the group they are taught in.

We use concrete and visual resources to ensure a deep understanding of concepts for all children.



Follow this [link](#) to read our calculation policy

Government national tables tests

There is a tables check in June so it is vital that your child practises their tables frequently. We will practise at school but it will need to be consolidated outside of lesson time. If you would like more information on the tables check, please see this website <https://www.timestables.co.uk/multiplication-tables-check/>

There are practise specific times tables, which you can find an example of below:

<https://www.timestables.co.uk/speed-test/>



How can your child practise?

*** Regular practise is key! ***

Below is a link to a 5 step plan to practising tables. It is really good as it supports the learning of tables through various methods. <https://www.timestables.co.uk/1-times-table.html>

Please log on and practise your times tables on TT Rockstars / Tackling tables, at least **3** times a week.

You can also practise and play games on topmarks;

<https://www.topmarks.co.uk/maths-games/7-11-years/times-tables>

Year 4 have been playing the card game at school and loved it!
So we have decided to purchase the online version.



You can pick different options and work your way through the different levels to achieve the level.

Once this happens, you will earn a **certificate!** :)

If you would like to revise your tables, click into 'Learn'. To apply your knowledge in a fun way click 'Play' and to prove your knowledge, with the chance of earning a certificate, click 'Test'.



Once you've done a 'Test' it will let you know your score and time.

You can track your progress and see the questions you found tricky.

**What are you waiting for?
Prove you're a times table superstar!**

Your Maths homework this week is to log on to an exciting new programme year 4 are using called **Tackling Tables**.

Maths

Tackling Tables

www.tacklingmaths.co.uk



Computing

- Encourage independence in use of IT at home. Children type in own passwords etc.
- Help them to develop touch typing.
- E-Safety - it's really important to keep an eye on what your children are doing online. If they're signed into a Google account - we can view their search history.

Top tip - Sign out of all other email accounts before trying to view Cleves documents.

Homework



Maths: Set Tuesday - Due in Friday

Weekend Homework (set on the Google Classroom): Set Friday - Due in Tuesday

We aim to set homeworks relating to different subjects e.g. art, history, geography, writing, science.

Please encourage your children to be independent and complete the work to the best of their ability. It's helpful to check through their work with them, prior to handing it in.

Please also help to ensure that it's handed in on time - thank you for your support.

Reading Records



Week beginning: 6th September

6/9/21	The White Giraffe	p 1-8
7/9/21	"	p 8-16
9/9/21	"	p 16-29
10/9/21	"	p 29-42
12/9/21	"	p 43-52
13/9/21	The First News	- 2 pages

Parent signature: J. Maherty

Comment:
I am enjoying the start of this book - it is quite exciting!

Read to mum 3 times

- Range of Texts - Recommended Reading List
- Use of *Reading Record* - at least 3 entries a week. Parents/guardians are required to sign once a week.
- Reading records given in on the class library day.
- Even if your children can read independently, please read with them at least twice a week.

Revision of all sounds via a system called ***Sounds Write*** this supports children to:



- Identify sounds accurately and know the different spelling of each sound and the different ways that some sounds can be spelt.
- Developing the fluent ability to count syllables and apply sounds.
- Spelling of common exception words to be practised via homework and in spelling sessions in class.

Handwriting - why do we focus on it?



The National Curriculum

Statutory requirements

Handwriting

Pupils should be taught to:

- sit correctly at a table, holding a pencil comfortably and correctly
- begin to form lower-case letters in the correct direction, starting and finishing in the right place
- form capital letters
- form digits 0-9
- understand which letters belong to which handwriting 'families' (i.e. letters that are formed in similar ways) and to practise these.

Legible writing that can be produced comfortably at speed and with little conscious effort allows a child to attend to the higher-level aspects of writing composition and content.


Handwriting - what are the expectations?

- We follow a scheme called PenPals.
- Year 3 will be doing frequent handwriting lessons throughout the week, covering all letters and joins.
- Year 4 will continue this practise in handwriting books with the reward of a **pen passport** .
- All year groups will have high aspirations for their children's handwriting.




Preparing for great handwriting...


Are you ready for handwriting? Relax!



Is there a circle gap between your thumb and finger?



Is your paper tilted at a slight angle?



Is there a circle gap between your thumb and finger?

Is your paper tilted at a slight angle?

A consistent approach to letter formation...

abc

a b c d e f g h i j k l m
n o p q r s t u v w x y z
A B C D E F G H I J K M N
O P Q R S T U V W X Y Z
0 1 2 3 4 5 6 7 8 9

sh

sh

sl

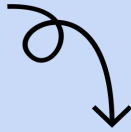
st

sw

si

Library of Joins

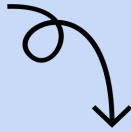
Our school uniform...



The items marked with an * can be ordered from our uniform supplier AlleyCatz.

- White shirt with collar
- Blue and gold striped tie*
- Grey skirt (not jersey)
- Trousers - plain grey (no zips, no leggings)
- Grey shorts
- Cleves jumper/cardigan
- Blue checked dress/playsuit (light or dark blue - can be worn from start of Summer term up until October half-term)
- Grey/navy/white socks (no sports socks or trainer socks)
- Navy/grey plain tights
- Suitable black shoes (no boots)
- Suitable coat - any colour

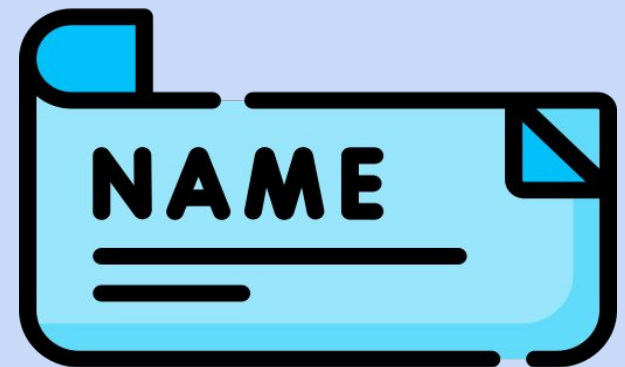
Our school uniform...



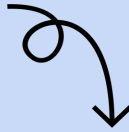
Uniform:

- Hair should be neat and tidy and tied away from the face using a plain navy hairband or Cleves scrunchie.
- If it is long enough to be tied back, it must be in a hairband.

PLEASE ENSURE THAT ALL ITEMS ARE CLEARLY NAMED.



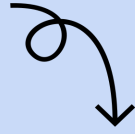
Our school uniform...



Unacceptable uniform

- Trainers (except for sport)
- Ankle or other boots
- Sports / trainer socks
- Any jewellery except watches [Smart watches are not permitted]
- **Earrings must not be worn at any time, including the clear plastic holders.**

Our PE kit...



P.E. kit:



- Navy PE shorts
- Cleves blue PE polo shirt *
- Cleves sweatshirt *
- Indoor plimsolls/indoor trainers (non-marking)
- Outdoor trainers (for outdoor games)

Optional:

- Navy games skirt
- Football boots
- Plain navy jogging bottoms



Pastoral

Please share any pastoral concerns with your class teacher.

Mrs Pyott is our Welfare Officer so any concerns can also be reported to her. She can be reached via email or phone.

jpyott@cleves.co.uk

Mrs Tewkesbury is our home/school linkworker. She can be reached via phone or email.

ntewkesbury@cleves.co.uk

Home school link worker number: 07860 351336

If you normally collect your child from the class teacher on the playground, please do let them know if you have arranged for them to be picked up by someone else. If at all possible, this should be done the day before as teachers are not always able to check their emails during the school day. A message can otherwise be left with reception.



Communication

You may use class emails to communicate information with your child's class teacher.

They may not be able to respond during the school day. Please allow 2 working days for a response. If it is urgent, please contact the office.

mwoods@cleves.co.uk Year Group Leader (Mr Woods)

ngreen@cleves.co.uk Deputy Head (Mrs Green)



Cleves School
Learning Together

Getting Involved - Boards of Trustees

Message from the Chair of Trustees:

I hope you have all had an excellent summer and a really positive start to this new school year. As your Board of Trustees we are looking forward to getting to know our new headteacher better and to working with him as effectively and productively as possible, and to that end I am looking for your assistance...

We have unexpectedly suffered a loss of financial expertise on the Board and so we are looking for one, or even two people with a financial background who would be interested in joining us. Being a Board member does involve a commitment of time and energy as well as an understanding of finance, so if you think you have these qualities I would love to hear from you and can tell you more. Please do email me at chair@cleves.co.uk

With many thanks,
Susan Foster



Cleves School
Learning Together

Getting involved - PTA

The PTA run a number of events over the course of the year and raise a substantial amount of money to support the activities of the school.

These events can only be run through the efforts of volunteers and with the ongoing support of parents.

PTA Committee:

Every parent at Cleves is automatically a member of the PTA and you are all very welcome to be involved. In fact, we need you!

If you would like to take a bigger / more active role please come along to the meeting, or get in touch via email pta@cleves.co.uk

or your class rep. We currently have vacancies for the following roles:

- Co-chair / Vice-chair
- Co-secretary



Cleves School
Learning Together

Getting involved - PTA

Volunteers:

If you don't fancy joining the PTA, or don't feel you have the time, we would still love you to be involved. To make our events successful we need parent volunteers to form specific committees (e.g. Fireworks, Ball, Discos, Fairs), but also to provide much needed help, running stalls etc.

If you would like any more information about the PTA, or would be happy to volunteer for an event, we would love to hear from you. Please email pta@cleves.co.uk

Class Reps:

Each class has 1-2 parent reps and they are a vital link for communication between the school, PTA and parents.

Thank you for listening!