

# Welcome to Cleves



Year Three Information Evening

**Welcome from  
Mr Usher and Mrs Green**



**Cleves School**  
Learning Together

# The Year 3 Team

Jessica Ainley-Robinson 3A (Yr Lead)

[jainley-robinson@cleves.co.uk](mailto:jainley-robinson@cleves.co.uk)

Mark Jacoby 3J

[mjacoby@cleves.co.uk](mailto:mjacoby@cleves.co.uk)

Jenni Herriott 3HM

[jherriott@cleves.co.uk](mailto:jherriott@cleves.co.uk)

Sophie Matthews 3HM

[smatthews@cleves.co.uk](mailto:smatthews@cleves.co.uk)

Sarah Miller 3M

[smiller@cleves.co.uk](mailto:smiller@cleves.co.uk)

Karen Lintin 3LG

[klintin@cleves.co.uk](mailto:klintin@cleves.co.uk)

Kate Glennon 3LG

[kglennon@cleves.co.uk](mailto:kglennon@cleves.co.uk)

Kirsty Hamilton 3H

[khamilton@cleves.co.uk](mailto:khamilton@cleves.co.uk)

Polly Tope

[ptope@cleves.co.uk](mailto:ptope@cleves.co.uk)

Shirley Farshadfar HLTA

[sfarshadfar@cleves.co.uk](mailto:sfarshadfar@cleves.co.uk)



# Vision

Our vision is that all pupils leave Cleves inspired and equipped with the skills, knowledge and emotional wellbeing they need to take on the challenges of a changing and ever more competitive world.



Cleves School  
Learning Together


# Learning Behaviours

In order to prepare children as learners, we focus on the development of four learning behaviours and encourage our pupils to be:

- Resilient




- Reflective



- Responsible



- Collaborative




# Values

To accompany these learning behaviours, we focus on what we consider five values which are taught and encouraged in all aspects of school life.

These are:

- Respect
- High Aspirations
- Kindness
- Perseverance
- Inclusiveness



# Curriculum

Curriculum Overview  
*Where can you find it?*



## Topics

- The United Kingdom
- Ancient Egypt
- Rainforests



## Day Trips

### Oatlands Park

**Mon 7th October** 3HM, 3J, 3A

**Wed 9th October** 3LG, 3M, 3H

### The Natural History Museum

Summer term dates TBC

## Visitors

### Portals to the Past

**Tue 14th January** 3HM, 3J, 3A

**Thur 16th January** 3LG, 3M, 3H

### Zoolab

**Fri 25th April**



Cleves School  
Learning Together



# Residential Trip

## Sayers Croft

Friday 4th July - Sunday 6th July 2024



# Maths

- Teacher assessment and baseline
- Range of fluency, problem solving and reasoning activities each lesson
- Differentiated tasks
- Retrieval work
- Times Tables



# Computin



# g

- Encourage independence in use of IT at home. Children type in own usernames & passwords.
- Children to be able to find their way around the drive.
- Help them to develop touch typing through use of online sites.
- Opportunities to develop Google and Coding skills.
- AUP agreement - seen, signed and returned



# The Hub



EMAIL



DRIVE



PUPILS' ROOM



CALENDAR



STAFF ROOM



CLASSROOM



GOOGLE SITES



CLASS

SEESAW

-Homework details will be posted on The Hub.

-All children now have login details.

-School email address is for use in school only or school- related work.

-Please monitor children's online activity at home for their safety.

# Homework

## Main Tasks:

Main homework- rotates between literacy, topic and science and is handed out on a Friday and returned the following Tuesday.

## Spellings:

Spellings will be sent home from next week and tested weekly in class.

## Maths:

Homework will begin **after half term** and will be given out weekly. It will consolidate what the children have been learning that week & should take about 30 minutes, depending on the topic and task.

## Reading Records:

To be handed in weekly on your child's class library day with their reading book. We expect the children to read at least 3 times a week and for an adult to comment and sign that they have.

## EXPECTATIONS :

We are aiming to develop independence and do not expect children to spend more than **an hour** in total completing their reading, spellings and main homework.

# Reading Records



Week beginning: 6th September

6/9/21	The White Giraffe	p 1-8
7/9/21	"	p 8-16
9/9/21	"	p 16-29
10/9/21	"	p 29-42
12/9/21	"	p 43-52
13/9/21	The First News	- 2 pages

Parent signature: J. Maherty

Comment:  
I am enjoying the start of this book - it is quite exciting!

Read to mum 3 times

- Range of Texts - Recommended Reading List
- Use of *Reading Record* - at least 3 entries a week. Parents/guardians are required to sign once a week.
- Reading records given in on the class library day.
- Please read with your child at least three times a week.





# Handwriting - why do we focus on it?



## The National Curriculum

### Statutory requirements

#### Handwriting

Pupils should be taught to:

- sit correctly at a table, holding a pencil comfortably and correctly
- begin to form lower-case letters in the correct direction, starting and finishing in the right place
- form capital letters
- form digits 0-9
- understand which letters belong to which handwriting 'families' (i.e. letters that are formed in similar ways) and to practise these.

Legible writing that can be produced comfortably at speed and with little conscious effort allows a child to attend to the higher-level aspects of writing composition and content.



Cleves School  
Learning Together

# Handwriting - what are the expectations?




- We follow a scheme called PenPals.
- Year 3 will be doing frequent handwriting lessons throughout the week, covering all letters and joins.
- Year 4 will continue this practise in handwriting books with the reward of a pen passport.
- Upper school will recap areas where the children have gaps using PenPals. These sessions will be a maximum of 5 minutes up to 3x a week.
- All year groups will have high aspirations for their children's handwriting.



# Preparing for great handwriting...


Are you ready for handwriting? Relax!



Is there a circle gap between your thumb and finger?



Is your paper tilted at a slight angle?



Is there a circle gap between your thumb and finger?

Is your paper tilted at a slight angle?



Cleves School  
Learning Together

# A consistent approach to letter formation...

abc

a b c d e f g h i j k l m  
n o p q r s t u v w x y z  
A B C D E F G H I J K M N  
O P Q R S T U V W X Y Z  
0 1 2 3 4 5 6 7 8 9

sh

sh

sl

st

sw

si

Library of Joins



Cleves School  
Learning Together

# Our school uniform...



## Uniform:

- White Shirt with Collar
- Blue & Gold Striped Tie \*
- Grey Skirt (not jersey)
- Trousers - plain grey (no zips, no leggings)
- Grey Shorts
- Cleves Jumper/Cardigan
- Blue Checked Dress/Playsuit (light or dark blue - can be worn from start of Summer term up until October half-term)
- Grey/Navy/White Socks (no sports socks or trainer socks)
- Navy/Grey plain tights
- Suitable black shoes (no boots)
- Suitable Coat - any colour

The items marked with an \* can be ordered from our uniform supplier AlleyCatz.


# Our school uniform...



## Uniform:

- Hair should be neat and tidy and tied away from the face using a plain navy hairband or Cleves scrunchie.
- If it is long enough to be tied back, it must be in a hairband.

**PLEASE ENSURE THAT ALL ITEMS ARE CLEARLY NAMED.**





# Our school uniform... ↘



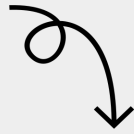
## Unacceptable uniform

- Trainers (except for sport)
- Ankle or other boots
- Sports / trainer socks
- Any jewellery except watches (No smart watches or any watch that has the same functionality as a mobile phone or PC)
- **Earrings must not be worn at any times, including the clear plastic holders.**



Cleves School  
Learning Together

# Our PE kit...



## P.E kit:

- Navy PE Shorts
- Cleves blue PE Polo Shirt \*
- Cleves Sweatshirt \*
- Indoor Plimsolls/indoor trainers (Non-Marking)
- Outdoor trainers (for outdoor games)

## Optional:

- Navy Games Skirt
- Football Boots
- Plain Navy Jogging Bottoms



# Communication (You to Us)

## Pastoral Concerns/Issues

1. Class teacher
2. Head of Year - Mrs Ainley-Robinson
3. Head of Lower School - Mrs Flaherty
4. Deputy Head - Mrs Green
5. Head teacher - Mr Usher

## Medical Issues

Please communicate these to both the class teacher and Mrs Pyott (welfare officer: [jpyott@cleves.co.uk](mailto:jpyott@cleves.co.uk))

## Absence

Please either call the school office or email [absence@cleves.co.uk](mailto:absence@cleves.co.uk)

**Please ensure that your emergency contact details are kept up to date**

# Communication (Us to You)

- Evening news emails
- Weekly newsletters
- Website [www.cleves.co.uk](http://www.cleves.co.uk)
- Google Classroom



Cleves School  
Learning Together



Thank you for listening, we are all very much looking forward to the year ahead.



Cleves School  
Learning Together